

AW9-2
Prescribed by Secretary of State
Section 67.004, Texas Election Code
3/07

CANVASS OF SPECIAL ELECTION


I Jamie Clark, County Clerk of Sabine County, Texas, met with the Commissioners' Court sitting as the canvassing board to canvass the special election of Constitutional Amendment, 2021 on the 9th day of November, 2021 at Sabine County Texas.

I certify that the figures on the tally sheets correspond with the figures on the returns.

Witness my hand this 9th day of November, 2021.

Jamie Clark
Signature

11/09/2021
Date



STATE OF TEXAS PROPOSITION 1

| Precinct | For | Against | Cast Votes | Undervotes | Overvotes | Absentee Voting Ballots Cast | Early Voting Ballots Cast | Election Day Voting Ballots Cast | Total Ballots Cast | Registered Voters | Turnout Percentage |
|---------------|------------|------------|------------|------------|-----------|------------------------------|---------------------------|----------------------------------|--------------------|-------------------|--------------------|
| 1 | 119 | 24 | 143 | 0 | 0 | 0 | 48 | 95 | 143 | 1,934 | 7.39% |
| 2 | 115 | 36 | 151 | 1 | 0 | 2 | 35 | 115 | 152 | 1,482 | 10.26% |
| 3 | 38 | 6 | 44 | 0 | 0 | 2 | 7 | 35 | 44 | 607 | 7.25% |
| 4 | 13 | 2 | 15 | 0 | 0 | 2 | 4 | 9 | 15 | 279 | 5.38% |
| 5 | 43 | 5 | 48 | 2 | 0 | 0 | 20 | 30 | 50 | 1,314 | 3.81% |
| 6 | 123 | 26 | 149 | 1 | 0 | 2 | 34 | 114 | 150 | 1,774 | 8.46% |
| 7 | 8 | 3 | 11 | 0 | 0 | 0 | 2 | 9 | 11 | 208 | 5.29% |
| 8 | 13 | 5 | 18 | 1 | 0 | 0 | 2 | 17 | 19 | 330 | 5.76% |
| Totals | 472 | 107 | 579 | 5 | 0 | 8 | 152 | 424 | 584 | 7,928 | 7.37% |

STATE OF TEXAS PROPOSITION 2

| Precinct | For | Against | Cast Votes | Undervotes | Overvotes | Absentee Voting Ballots Cast | Early Voting Ballots Cast | Election Day Voting Ballots Cast | Total Ballots Cast | Registered Voters | Turnout Percentage |
|---------------|------------|------------|------------|------------|-----------|------------------------------|---------------------------|----------------------------------|--------------------|-------------------|--------------------|
| 1 | 83 | 59 | 142 | 0 | 1 | 0 | 48 | 95 | 143 | 1,934 | 7.39% |
| 2 | 70 | 81 | 151 | 1 | 0 | 2 | 35 | 115 | 152 | 1,482 | 10.26% |
| 3 | 26 | 18 | 44 | 0 | 0 | 2 | 7 | 35 | 44 | 607 | 7.25% |
| 4 | 9 | 4 | 13 | 2 | 0 | 2 | 4 | 9 | 15 | 279 | 5.38% |
| 5 | 18 | 32 | 50 | 0 | 0 | 0 | 20 | 30 | 50 | 1,314 | 3.81% |
| 6 | 84 | 64 | 148 | 2 | 0 | 2 | 34 | 114 | 150 | 1,774 | 8.46% |
| 7 | 8 | 3 | 11 | 0 | 0 | 0 | 2 | 9 | 11 | 208 | 5.29% |
| 8 | 4 | 13 | 17 | 2 | 0 | 0 | 2 | 17 | 19 | 330 | 5.76% |
| Totals | 302 | 274 | 576 | 7 | 1 | 8 | 152 | 424 | 584 | 7,928 | 7.37% |

STATE OF TEXAS PROPOSITION 3

| Precinct | For | Against | Cast Votes | Undervotes | Overvotes | Absentee Voting Ballots Cast | Early Voting Ballots Cast | Election Day Voting Ballots Cast | Total Ballots Cast | Registered Voters | Turnout Percentage |
|---------------|------------|------------|------------|------------|-----------|------------------------------|---------------------------|----------------------------------|--------------------|-------------------|--------------------|
| 1 | 117 | 26 | 143 | 0 | 0 | 0 | 48 | 95 | 143 | 1,934 | 7.39% |
| 2 | 127 | 25 | 152 | 0 | 0 | 2 | 35 | 115 | 152 | 1,482 | 10.26% |
| 3 | 32 | 12 | 44 | 0 | 0 | 2 | 7 | 35 | 44 | 607 | 7.25% |
| 4 | 14 | 1 | 15 | 0 | 0 | 2 | 4 | 9 | 15 | 279 | 5.38% |
| 5 | 37 | 11 | 48 | 2 | 0 | 0 | 20 | 30 | 50 | 1,314 | 3.81% |
| 6 | 116 | 34 | 150 | 0 | 0 | 2 | 34 | 114 | 150 | 1,774 | 8.46% |
| 7 | 8 | 3 | 11 | 0 | 0 | 0 | 2 | 9 | 11 | 208 | 5.29% |
| 8 | 14 | 5 | 19 | 0 | 0 | 0 | 2 | 17 | 19 | 330 | 5.76% |
| Totals | 465 | 117 | 582 | 2 | 0 | 8 | 152 | 424 | 584 | 7,928 | 7.37% |

STATE OF TEXAS PROPOSITION 4

| Precinct | For | Against | Cast Votes | Undervotes | Overvotes | Absentee Voting Ballots Cast | Early Voting Ballots Cast | Election Day Voting Ballots Cast | Total Ballots Cast | Registered Voters | Turnout Percentage |
|---------------|------------|------------|------------|------------|-----------|------------------------------|---------------------------|----------------------------------|--------------------|-------------------|--------------------|
| 1 | 91 | 48 | 139 | 4 | 0 | 0 | 48 | 95 | 143 | 1,934 | 7.39% |
| 2 | 99 | 52 | 151 | 1 | 0 | 2 | 35 | 115 | 152 | 1,482 | 10.26% |
| 3 | 25 | 18 | 43 | 1 | 0 | 2 | 7 | 35 | 44 | 607 | 7.25% |
| 4 | 10 | 3 | 13 | 2 | 0 | 2 | 4 | 9 | 15 | 279 | 5.38% |
| 5 | 30 | 18 | 48 | 2 | 0 | 0 | 20 | 30 | 50 | 1,314 | 3.81% |
| 6 | 82 | 66 | 148 | 2 | 0 | 2 | 34 | 114 | 150 | 1,774 | 8.46% |
| 7 | 8 | 2 | 10 | 1 | 0 | 0 | 2 | 9 | 11 | 208 | 5.29% |
| 8 | 9 | 8 | 17 | 2 | 0 | 0 | 2 | 17 | 19 | 330 | 5.76% |
| Totals | 354 | 215 | 569 | 15 | 0 | 8 | 152 | 424 | 584 | 7,928 | 7.37% |

Constitutional Amendment Election

11/2/2021

Registered Voters
584 of 7928 = 7.37%
Precincts Reporting
8 of 8 = 100.00%

Run Time 1:54 PM
Run Date 11/08/2021

Page 5

STATE OF TEXAS PROPOSITION 5

| Precinct | For | Against | Cast Votes | Undervotes | Overvotes | Absentee Voting Ballots Cast | Early Voting Ballots Cast | Election Day Voting Ballots Cast | Total Ballots Cast | Registered Voters | Turnout Percentage |
|---------------|------------|------------|------------|------------|-----------|------------------------------|---------------------------|----------------------------------|--------------------|-------------------|--------------------|
| 1 | 86 | 56 | 142 | 1 | 0 | 0 | 48 | 95 | 143 | 1,934 | 7.39% |
| 2 | 86 | 64 | 150 | 2 | 0 | 2 | 35 | 115 | 152 | 1,482 | 10.26% |
| 3 | 27 | 16 | 43 | 1 | 0 | 2 | 7 | 35 | 44 | 607 | 7.25% |
| 4 | 9 | 4 | 13 | 2 | 0 | 2 | 4 | 9 | 15 | 279 | 5.38% |
| 5 | 25 | 23 | 48 | 2 | 0 | 0 | 20 | 30 | 50 | 1,314 | 3.81% |
| 6 | 77 | 71 | 148 | 2 | 0 | 2 | 34 | 114 | 150 | 1,774 | 8.46% |
| 7 | 8 | 3 | 11 | 0 | 0 | 0 | 2 | 9 | 11 | 208 | 5.29% |
| 8 | 11 | 6 | 17 | 2 | 0 | 0 | 2 | 17 | 19 | 330 | 5.76% |
| Totals | 329 | 243 | 572 | 12 | 0 | 8 | 152 | 424 | 584 | 7,928 | 7.37% |

STATE OF TEXAS PROPOSITION 6

| Precinct | For | Against | Cast Votes | Undervotes | Overvotes | Absentee Voting Ballots Cast | Early Voting Ballots Cast | Election Day Voting Ballots Cast | Total Ballots Cast | Registered Voters | Turnout Percentage |
|---------------|------------|-----------|------------|------------|-----------|------------------------------|---------------------------|----------------------------------|--------------------|-------------------|--------------------|
| 1 | 132 | 11 | 143 | 0 | 0 | 0 | 48 | 95 | 143 | 1,934 | 7.39% |
| 2 | 136 | 16 | 152 | 0 | 0 | 2 | 35 | 115 | 152 | 1,482 | 10.26% |
| 3 | 40 | 3 | 43 | 0 | 1 | 2 | 7 | 35 | 44 | 607 | 7.25% |
| 4 | 15 | 0 | 15 | 0 | 0 | 2 | 4 | 9 | 15 | 279 | 5.38% |
| 5 | 46 | 2 | 48 | 2 | 0 | 0 | 20 | 30 | 50 | 1,314 | 3.81% |
| 6 | 127 | 22 | 149 | 1 | 0 | 2 | 34 | 114 | 150 | 1,774 | 8.46% |
| 7 | 10 | 1 | 11 | 0 | 0 | 0 | 2 | 9 | 11 | 208 | 5.29% |
| 8 | 15 | 3 | 18 | 1 | 0 | 0 | 2 | 17 | 19 | 330 | 5.76% |
| Totals | 521 | 58 | 579 | 4 | 1 | 8 | 152 | 424 | 584 | 7,928 | 7.37% |

Constitutional Amendment Election

11/2/2021

Page 7

Run Time 1:54 PM

Run Date 11/08/2021

Registered Voters
584 of 7928 = 7.37%
Precincts Reporting
8 of 8 = 100.00%

STATE OF TEXAS PROPOSITION 7

| Precinct | For | Against | Cast Votes | Undervotes | Overvotes | Absentee Voting Ballots Cast | Early Voting Ballots Cast | Election Day Voting Ballots Cast | Total Ballots Cast | Registered Voters | Turnout Percentage |
|---------------|------------|-----------|------------|------------|-----------|------------------------------|---------------------------|----------------------------------|--------------------|-------------------|--------------------|
| 1 | 128 | 14 | 142 | 1 | 0 | 0 | 48 | 95 | 143 | 1,934 | 7.39% |
| 2 | 138 | 14 | 152 | 0 | 0 | 2 | 35 | 115 | 152 | 1,482 | 10.26% |
| 3 | 38 | 5 | 43 | 0 | 1 | 2 | 7 | 35 | 44 | 607 | 7.25% |
| 4 | 15 | 0 | 15 | 0 | 0 | 2 | 4 | 9 | 15 | 279 | 5.38% |
| 5 | 45 | 3 | 48 | 2 | 0 | 0 | 20 | 30 | 50 | 1,314 | 3.81% |
| 6 | 135 | 11 | 146 | 4 | 0 | 2 | 34 | 114 | 150 | 1,774 | 8.46% |
| 7 | 10 | 1 | 11 | 0 | 0 | 0 | 2 | 9 | 11 | 208 | 5.29% |
| 8 | 14 | 4 | 18 | 1 | 0 | 0 | 2 | 17 | 19 | 330 | 5.76% |
| Totals | 523 | 52 | 575 | 8 | 1 | 8 | 152 | 424 | 584 | 7,928 | 7.37% |

Constitutional Amendment Election

11/2/2021

Page 8

Run Time 1:54 PM
Run Date 11/08/2021

Registered Voters 584 of 7928 = 7.37%
Precincts Reporting 8 of 8 = 100.00%

STATE OF TEXAS PROPOSITION 8

| Precinct | For | Against | Cast Votes | Undervotes | Overvotes | Absentee Voting Ballots Cast | Early Voting Ballots Cast | Election Day Voting Ballots Cast | Total Ballots Cast | Registered Voters | Turnout Percentage |
|---------------|------------|-----------|------------|------------|-----------|------------------------------|---------------------------|----------------------------------|--------------------|-------------------|--------------------|
| 1 | 129 | 14 | 143 | 0 | 0 | 0 | 48 | 95 | 143 | 1,934 | 7.39% |
| 2 | 137 | 14 | 151 | 1 | 0 | 2 | 35 | 115 | 152 | 1,482 | 10.26% |
| 3 | 41 | 3 | 44 | 0 | 0 | 2 | 7 | 35 | 44 | 607 | 7.25% |
| 4 | 15 | 0 | 15 | 0 | 0 | 2 | 4 | 9 | 15 | 279 | 5.38% |
| 5 | 46 | 2 | 48 | 2 | 0 | 0 | 20 | 30 | 50 | 1,314 | 3.81% |
| 6 | 137 | 11 | 148 | 2 | 0 | 2 | 34 | 114 | 150 | 1,774 | 8.46% |
| 7 | 10 | 1 | 11 | 0 | 0 | 0 | 2 | 9 | 11 | 208 | 5.29% |
| 8 | 14 | 4 | 18 | 1 | 0 | 0 | 2 | 17 | 19 | 330 | 5.76% |
| Totals | 529 | 49 | 578 | 6 | 0 | 8 | 152 | 424 | 584 | 7,928 | 7.37% |

Sabine County, Texas

Constitutional Amendment Election

11/2/2021

Page 9

*** End of report ***

Registered Voters
584 of 7928 = 7.37%
Precincts Reporting
8 of 8 = 100.00%

Texas Secretary of State

Canvass Report

2021 NOVEMBER 2ND CONSTITUTIONAL AMEND.

November 02, 2021

SABINE

Total # of Voters Voted: 584

Provisional Votes Cast: 1

Votes

PROPOSITION 1 (HJR 143)

THE CONSTITUTIONAL AMENDMENT AUTHORIZING THE PROFESSIONAL SPORTS TEAM CHARITABLE FOUNDATIONS OF ORGANIZATIONS SANCTIONED BY THE PROFESSIONAL RODEO COWBOYS ASSOCIATION OR THE WOMEN'S PROFESSIONAL RODEO ASSOCIATION TO CONDUCT CHARITABLE RAFFLES AT RODEO VENUES.


For 472

Against 107

I, JAMIE CLARK, SABINE County County Clerk+Enr (Senior) do hereby certify the returns as shown on the official canvass statement are true and correct as certified by the SABINE County Commissioners Court.

Jamie Clark
Signature

11/15/2021
Date



Texas Secretary of State

Canvass Report

2021 NOVEMBER 2ND CONSTITUTIONAL AMEND.

November 02, 2021

SABINE

Total # of Voters Voted: 584

Provisional Votes Cast: 1

Votes

PROPOSITION 2 (HJR 99)

THE CONSTITUTIONAL AMENDMENT AUTHORIZING A COUNTY TO FINANCE THE DEVELOPMENT OR REDEVELOPMENT OF TRANSPORTATION OR INFRASTRUCTURE IN UNPRODUCTIVE, UNDERDEVELOPED, OR BLIGHTED AREAS IN THE COUNTY.


For 302

Against 274

I, JAMIE CLARK, SABINE County County Clerk+Enr (Senior) do hereby certify the returns as shown on the official canvass statement are true and correct as certified by the SABINE County Commissioners Court.

Jamie Clark
Signature

11/15/2021
Date



Texas Secretary of State

Canvass Report

2021 NOVEMBER 2ND CONSTITUTIONAL AMEND.

November 02, 2021

SABINE

Total # of Voters Voted: 584

Provisional Votes Cast: 1

Votes

PROPOSITION 3 (SJR 27)

THE CONSTITUTIONAL AMENDMENT TO PROHIBIT THIS STATE OR A POLITICAL SUBDIVISION OF THIS STATE FROM PROHIBITING OR LIMITING RELIGIOUS SERVICES OF RELIGIOUS ORGANIZATIONS.


For 465

Against 117

I, JAMIE CLARK, SABINE County County Clerk+Enr (Senior) do hereby certify the returns as shown on the official canvass statement are true and correct as certified by the SABINE County Commissioners Court.

Jamie Clark
Signature

11/15/2021
Date



Texas Secretary of State

Canvass Report

2021 NOVEMBER 2ND CONSTITUTIONAL AMEND.

November 02, 2021

SABINE

Total # of Voters Voted: 584

Provisional Votes Cast: 1

Votes

PROPOSITION 4 (SJR 47)

THE CONSTITUTIONAL AMENDMENT CHANGING THE ELIGIBILITY REQUIREMENTS FOR A JUSTICE OF THE SUPREME COURT, A JUDGE OF THE COURT OF CRIMINAL APPEALS, A JUSTICE OF A COURT OF APPEALS, AND A DISTRICT JUDGE.

For 354

Against 215

I, JAMIE CLARK, SABINE County County Clerk+Enr (Senior) do hereby certify the returns as shown on the official canvass statement are true and correct as certified by the SABINE County Commissioners Court.

Jamie Clark
Signature

11/15/2021
Date



Texas Secretary of State

Canvass Report

2021 NOVEMBER 2ND CONSTITUTIONAL AMEND.

November 02, 2021

SABINE

Total # of Voters Voted: 584

Provisional Votes Cast: 1

Votes

PROPOSITION 5 (HJR 165)

THE CONSTITUTIONAL AMENDMENT PROVIDING ADDITIONAL POWERS TO THE STATE COMMISSION ON JUDICIAL CONDUCT WITH RESPECT TO CANDIDATES FOR JUDICIAL OFFICE.

For 329

Against 243

I, JAMIE CLARK, SABINE County County Clerk+Enr (Senior) do hereby certify the returns as shown on the official canvass statement are true and correct as certified by the SABINE County Commissioners Court.

Jamie Clark
Signature

11/15/2021
Date



Texas Secretary of State

Canvass Report

2021 NOVEMBER 2ND CONSTITUTIONAL AMEND.

November 02, 2021

SABINE

Total # of Voters Voted: _____ 584

Provisional Votes Cast: _____ 1

Votes

PROPOSITION 6 (SJR 19)
THE CONSTITUTIONAL AMENDMENT ESTABLISHING A RIGHT FOR RESIDENTS OF CERTAIN FACILITIES TO
DESIGNATE AN ESSENTIAL CAREGIVER FOR IN-PERSON VISITATION.


For _____ 521

Against _____ 58

I, JAMIE CLARK, SABINE County County Clerk+Enr (Senior) do hereby certify the returns as shown on the official canvass statement are true and correct as certified by the SABINE County Commissioners Court.

Jamie Clark
Signature

11/15/2021
Date



Texas Secretary of State

Canvass Report

2021 NOVEMBER 2ND CONSTITUTIONAL AMEND.

November 02, 2021

SABINE

Total # of Voters Voted: _____ 584

Provisional Votes Cast: _____ 1

Votes

PROPOSITION 7 (HJR 125)

THE CONSTITUTIONAL AMENDMENT TO ALLOW THE SURVIVING SPOUSE OF A PERSON WHO IS DISABLED TO RECEIVE A LIMITATION ON THE SCHOOL DISTRICT AD VALOREM TAXES ON THE SPOUSE'S RESIDENCE HOMESTEAD IF THE SPOUSE IS 55 YEARS OF AGE OR OLDER AT THE TIME OF THE PERSON'S DEATH.


For _____ 523

Against _____ 52

I, JAMIE CLARK, SABINE County County Clerk+Enr (Senior) do hereby certify the returns as shown on the official canvass statement are true and correct as certified by the SABINE County Commissioners Court.

Jamie Clark
Signature

11/15/2021
Date



Texas Secretary of State

Canvass Report

2021 NOVEMBER 2ND CONSTITUTIONAL AMEND.

November 02, 2021

SABINE

Total # of Voters Voted: _____ 584

Provisional Votes Cast: _____ 1

Votes

PROPOSITION 8 (SJR 35)

THE CONSTITUTIONAL AMENDMENT AUTHORIZING THE LEGISLATURE TO PROVIDE FOR AN EXEMPTION FROM AD VALOREM TAXATION OF ALL OR PART OF THE MARKET VALUE OF THE RESIDENCE HOMESTEAD OF THE SURVIVING SPOUSE OF A MEMBER OF THE ARMED SERVICES OF THE UNITED STATES WHO IS KILLED OR FATALLY INJURED IN THE LINE OF DUTY.

For _____ 529

Against _____ 49

I, JAMIE CLARK, SABINE County County Clerk+Enr (Senior) do hereby certify the returns as shown on the official canvass statement are true and correct as certified by the SABINE County Commissioners Court.

Jamie Clark
Signature

11/15/2021
Date



The State Of Texas §
County of Sabine §
I hereby certify that these documents were filed and duly
recorded in the Commissioner Court Minutes of Sabine
County, Texas.



Volume 3-W Page 125
Jamie Clark - County Clerk
By: Angie Doney
Deputy